



PEST IDENTIFICATION & TREATMENT

ANT SPECIES

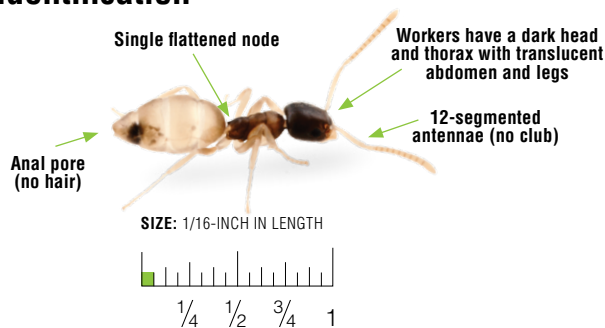
Ghost Ant Protocol



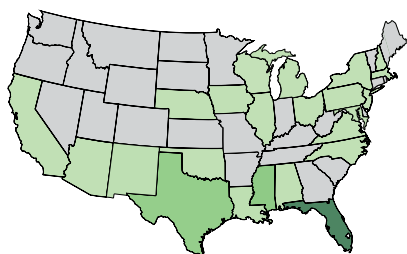
Understanding Ghost Ants

- Ghost ants have one of the widest distributions of any ant species, behind only black crazy ants and pharaoh ants.
- Ghost ants are easily identified by their dark head/thorax and translucent abdomen and legs.
- Ghost ants thrive in tropical environments like southern Florida, although they can live anywhere humans live.
- Ghost ants are tramp ants, meaning they are adapted to living near humans and move from place to place through human commerce. Colonies have multiple queens (polygyne) and may have multiple satellite nests (polydomous).
- Ghost ants readily nest both indoors and outdoors and form new colonies by “budding,” where a queen or queens and a small group of workers leave the primary nest to establish a new one.

Identification



Range



Not Reported Low Abundance Abundant

Data Sources: iNaturalist & iDigBio

Inspection

- Ghost ants are especially good at nesting in disturbed environments.
 - Outdoors, nests are found in small, unstable sites that cannot support entire large colonies. Sites include piles of damp dead grass, plant stems, under leaf litter and other disturbed habitats.
 - Indoors, ghost ants nest in wall voids, spaces between cabinets and baseboards and in potted plants.

Customer Communication

Setting appropriate expectations and communicating the importance of customer collaboration increases the likelihood of success. Be sure to communicate what to expect before and after the treatment and any conducive conditions that require remediation. Best results are seen when the technician and the customer work together. Below are some key things to communicate to the customer:

- For indoor control: Stress the importance of sanitation to your customers. Any type of food or food particles can attract ants. Recommend the customer store food in sealed containers.
- For outdoor control: Discuss the removal of plants that can attract ghost ants; or control aphids, whiteflies and other honeydew-producing insects on plants in and around structures. Let your customer know that there are a few things they can do:
 - Trim trees and other landscape features away from the structure that serve as routes ants can use to enter buildings and homes.
 - Remove or temporarily move any materials or vegetation that provide harborage for ants. This includes large landscaping stones, pavers, leaf litter, older lumber and other debris.

Pre-Treatment

- Determine if ghost ants have become locked in the structure by repellent materials when nests are located in interior wall voids. This can make control difficult.
- Use your inspection results to determine your treatment plan. Treatment should be based on nest location.
- Ensure all equipment is clean and in good working condition to avoid product contamination that could negatively impact results.
- Always read and follow label instructions and make sure you have all of the required PPE prior to treatment.



Treatment / Liquid Applications

- **Treatment for ghost ants nesting on the interior of structures:** For ants nesting indoors, apply Sumari® Insecticide at a dilution rate of 1 oz. per gallon of water to areas where ants have been active or found trailing. Key areas include under or around baseboards, wall voids, door casings, voids under cabinets, around dishwashers, washing machines and refrigerators.
 - When ghost ants are found nesting indoors in wall voids, colonies can be treated by injecting a concentrate, aerosol or dust. Do not use a product that will cause the colony to move within the structure.
 - Locate hidden nests by placing an attractive food source like honey or syrup near foraging ants and follow trails back to nest sites.
- **Treatment for ghost ants nesting on the exterior and foraging/trailing into structures:**
 - **Interior:** Ghost ants will trail indoors in search of food and water or during extreme weather conditions. To control ants foraging indoors, apply Sumari® Insecticide as a spot or crack and crevice application at a dilution rate of 1 oz. per gallon of water. Key areas include around baseboards, doors, window frames, under sinks, around pipes and attic venting.
 - **Exterior:** Controlling ghost ants outside of the structure is key to preventing indoor infestations. Apply Sumari® Insecticide at a dilution rate of 1 oz. per gallon of water for residual control treatments around the perimeter of a structure. Key areas include entryways, doors and windows, utility entry points, behind siding, weep holes, eaves and around lights and garbage cans. Use broadcast or spot and/or crack and crevice applications anywhere ants are found trailing. Curative or proactive broadcast treatments can be made to yards, lawns, fields, parks and landscaping.
- **Treatment for ghost ants found only on the exterior:** For ghost ants foraging/nesting in lawns or around the structure, apply Sumari® Insecticide as a proactive broadcast treatment, spot and/or crack and crevice application at a dilution rate of 1 oz. per gallon of water directly to nests or trails.


Treatment / Baiting Applications

- **Treatment for ghost ants nesting on the interior of structures (interior bait treatments only):** Apply Sumari® Ant Gel Bait in spots 1/8 inch in diameter or in lines 1/8 inch by 3 inches in length near ant trails. Apply bait in discreet areas such as underneath sinks and cabinets, dishwashers, toilets, potted plants or anywhere you see ants trailing.
- **Treatment for exterior ghost ant nest locations:**
 - Bait placement on the interior of the structure to control ghost ants should be avoided unless the nest is located on the interior.
 - To bait outdoors, apply Sumari® Ant Gel Bait in spots 1/8 inch in diameter or in lines 1/8 inch by 3 inches in length anywhere you see ants trailing. Common areas include the base of trees, visual trails, weep holes and other entry points around the structure.

1/8-inch bait spot



1/8 x 3-inch bait line



Post-Treatment

- Re-inspect if ant activity has not ceased after 3-5 days. Make note of any continued activity or foraging, even if ants aren't found on the interior of a structure. Re-treat any areas with such activity to reduce the likelihood of re-infestation.

Tips and Tricks from the MGK Technical Department

Pay attention to direction. Look for trailing ants. If foragers are moving solid food away from the structure, focus your inspection outdoors. If foragers are moving solid food into the structure, focus on the interior or crawlspace.

Lure them out with food to find hidden nests. Locating trailing ants is critical. Have your customer pre-bait the ants before you arrive, if they are willing. Have them place a food source like honey, syrup, etc. in areas where they have seen ants (use a piece of wax paper for easy cleanup).

Ask the right questions. Customers can give vital information that will focus your inspection. When an ant colony is in a wall void or under the structure, foraging ants can find food in the structure even during a rain event. Ask if the activity stops when it is raining.

Attract-and-kill. Enhance performance of a liquid concentrate like Sumari® Insecticide by baiting in the treated area. This will increase the number of ants that contact the treated surface, and the combination of bait and non-repellent will reach deep into the colony.

Don't lure them inside if they aren't there. When a colony is nesting on the exterior of the structure it is important to limit the food sources on the interior, including the use of baits.



Products



Sumari® Insecticide

- Kills and controls ants, including multi-queen species, for up to three months
- Contains NyGuard® IGR insect growth regulator
- Dual modes of action
- For indoor and outdoor use, including outdoor broadcast
- No signal word
- Apply as an outdoor broadcast treatment up to four times per year at the low rate
- Convenient all-in-one product



Sumari® Ant Gel Bait

- Kills ants (excluding fire ants and carpenter ants)
- Easy to use
- Effective for up to 90 days (excluding fire, harvester, carpenter & pharaoh ants)



7325 Aspen Ln N
Minneapolis, MN 55428

TOLL FREE 800.645.6466
TEL 763.544.0341
FAX 763.544.6437
WWW.MGK.COM

**Contact Your Local MGK or Distributor
Sales Rep for More Information**

Bookmark MGK.com/Ants to access images, tips and tricks,
all of our ant protocols and additional ant resources.